



MEMORANDUM

RE: Using the AIS Client Portal
DATE: July 9, 2014

In this document, we would like to introduce the "AIS Client Portal," where you may access the daily and monthly statements and annual financial reports for your investments in AIS's strategies.

This AIS Client Portal will provide you with similar data as in the previous "Login" section of the AIS Website. We have elected to make this change in order to take advantage of cutting-edge, robust 256-bit security.

Please be advised that the AIS Client Portal is currently operational and that AIS will transition completely to this new portal as of August 15, 2014. Should you wish to maintain ongoing access your statement data, please register with the AIS Client Portal according to these instructions below.

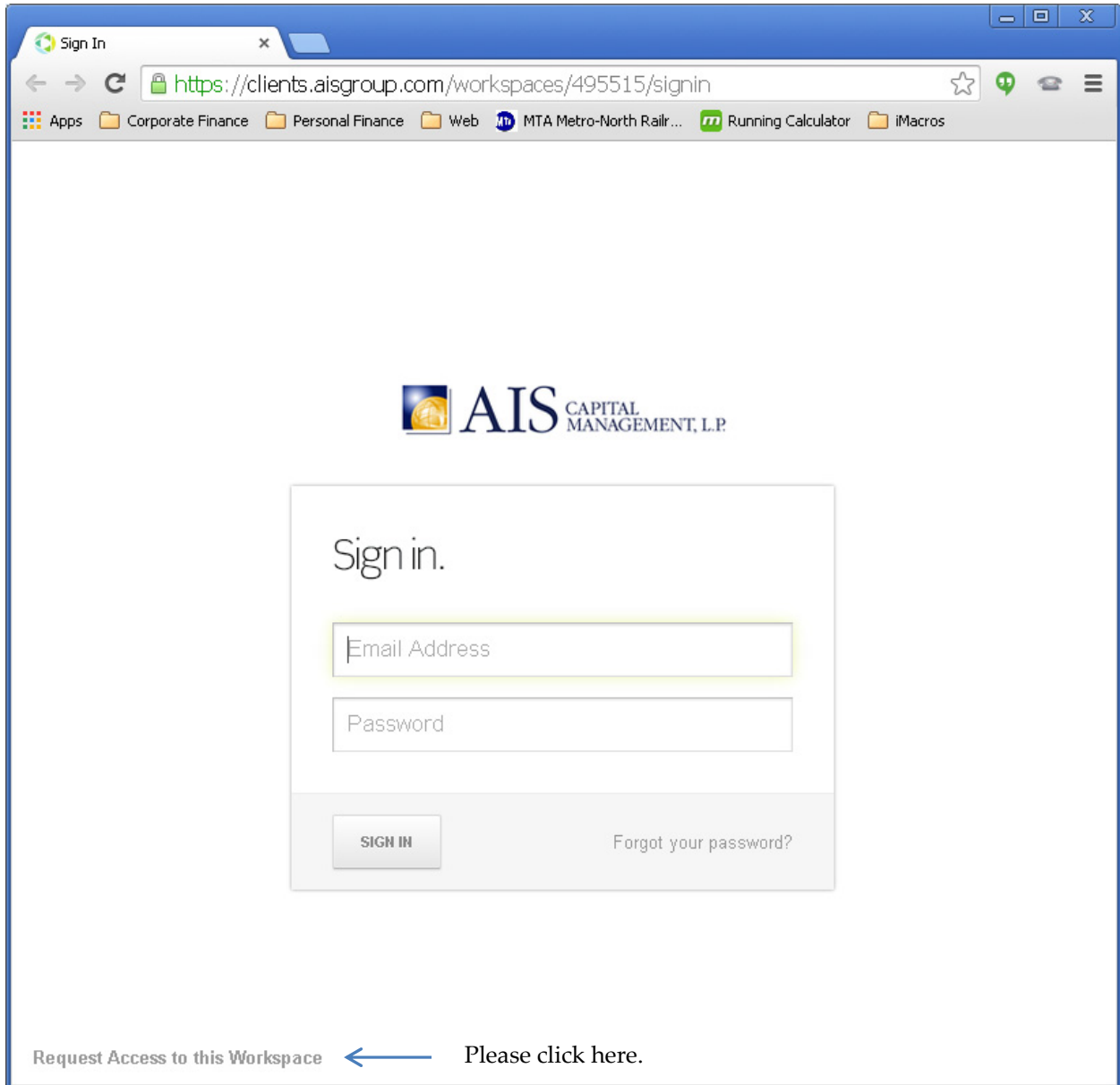
The AIS Client Portal will provide a secure means for clients to access only their statement data. For those clients who have not requested this access, their statement data will not be present at all within the AIS Client Portal.

Questions

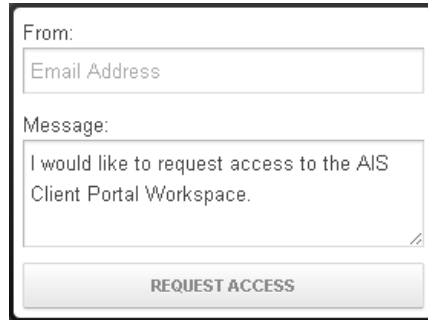
Should you have any questions, please contact Lu-Ann Roth at our main number at +1 203 563 1180 or write to admin@aisgroup.com. It is our pleasure to serve you.

Requesting Access to the AIS Client Portal

Please visit the "AIS Client Portal" link provided via the "Login" button or visit <http://bit.ly/1rd1U0o>. After clicking this link, you will land on this page. Please click the "Request Access to this Worskpace" link in gray below.



In the pop-up window that appears (shown below), please enter your e-mail address:

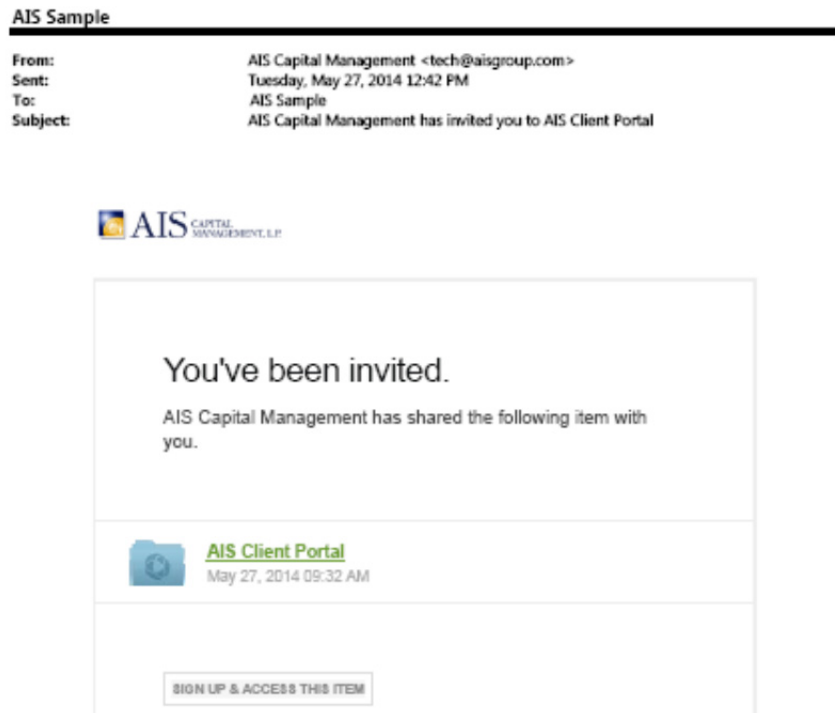


The screenshot shows a pop-up window with a 'From:' field containing 'Email Address'. Below it is a 'Message:' field containing the text 'I would like to request access to the AIS Client Portal Workspace.' At the bottom of the window is a button labeled 'REQUEST ACCESS'.

AIS will then receive your access and respond by sending an invitation. During business hours – 8:00 a.m. to 5:00 p.m. Eastern time – we should respond within an hour. We will respond as promptly as possible to request sent outside of business hours.


Registering for the AIS Client Portal

After requesting access, you will receive an e-mail message like this one below:



Please click the "AIS Client Portal" link (in green) or the "View This Item" button (in gray). Doing so will bring you to the initial registration process.


Within your Web browser window, please enter your first name, last name, and a password in the fields provided and then click the “Accept Invitation” button:



Accept your invitation.
Create your account and start collaborating in seconds.

First Name

Last Name

Choose a Password 

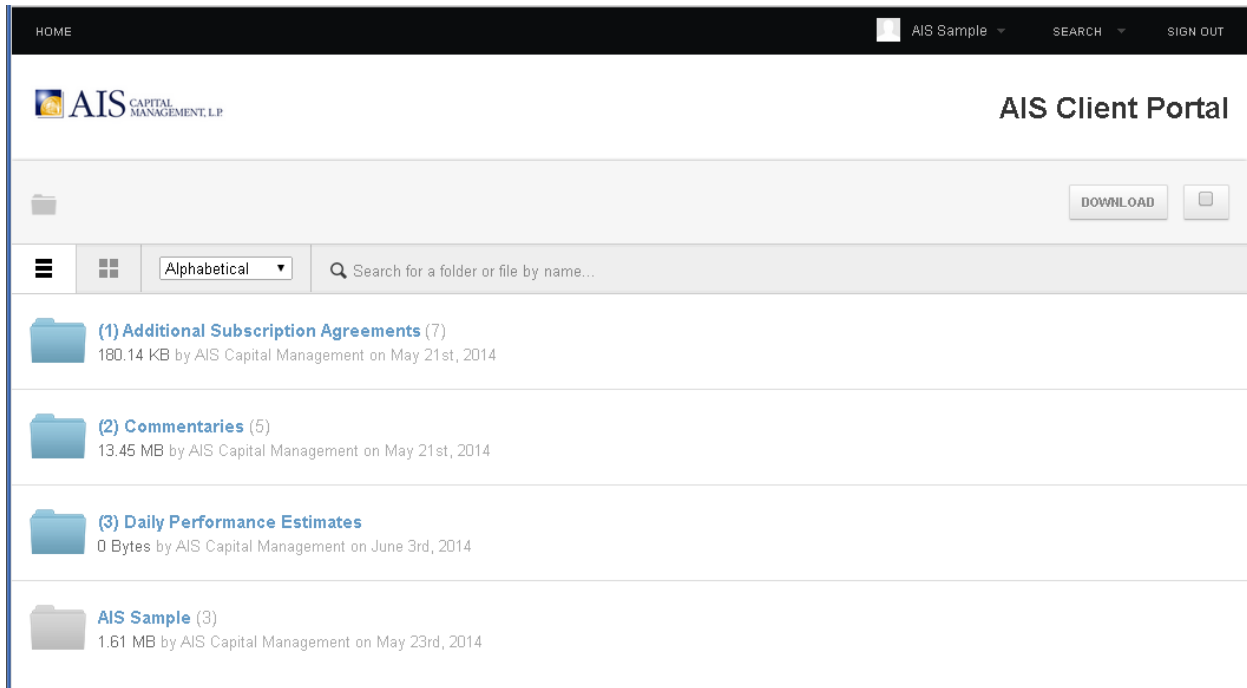
ACCEPT INVITATION

Please record your password for safekeeping purposes. The AIS team does not have access to or knowledge of the passwords that you choose for the AIS Client Portal.

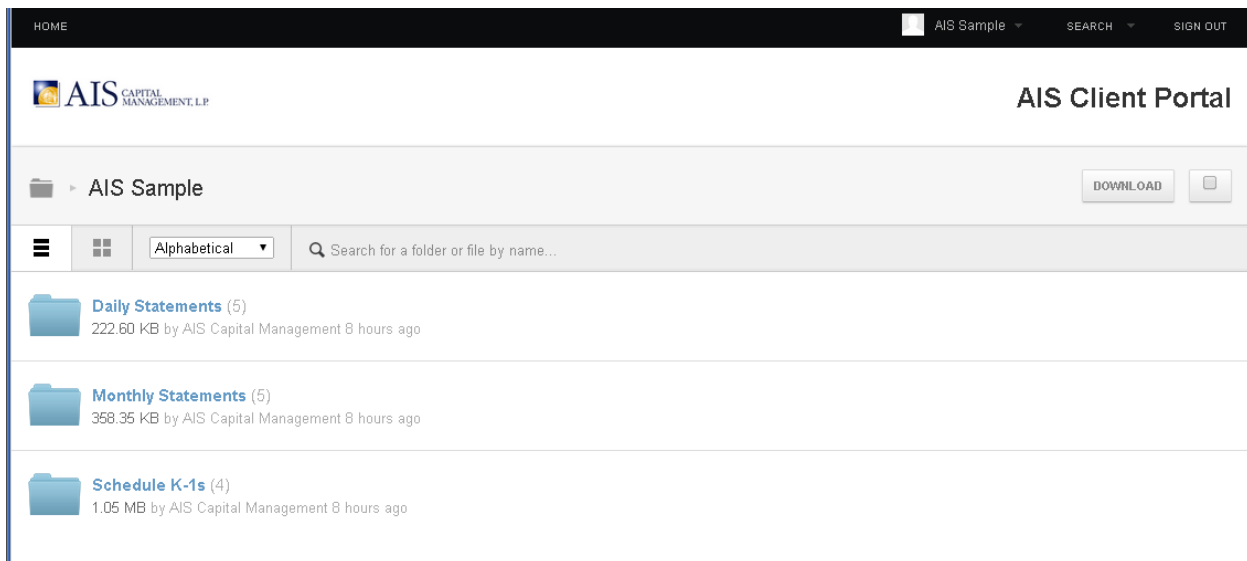
After entering the data in these fields, you will arrive at the screen shown in the “Navigating within the AIS Client Portal” section below.

Navigating within the AIS Client Portal

After logging in, you should find three available folders within the AIS Client Portal, such as:

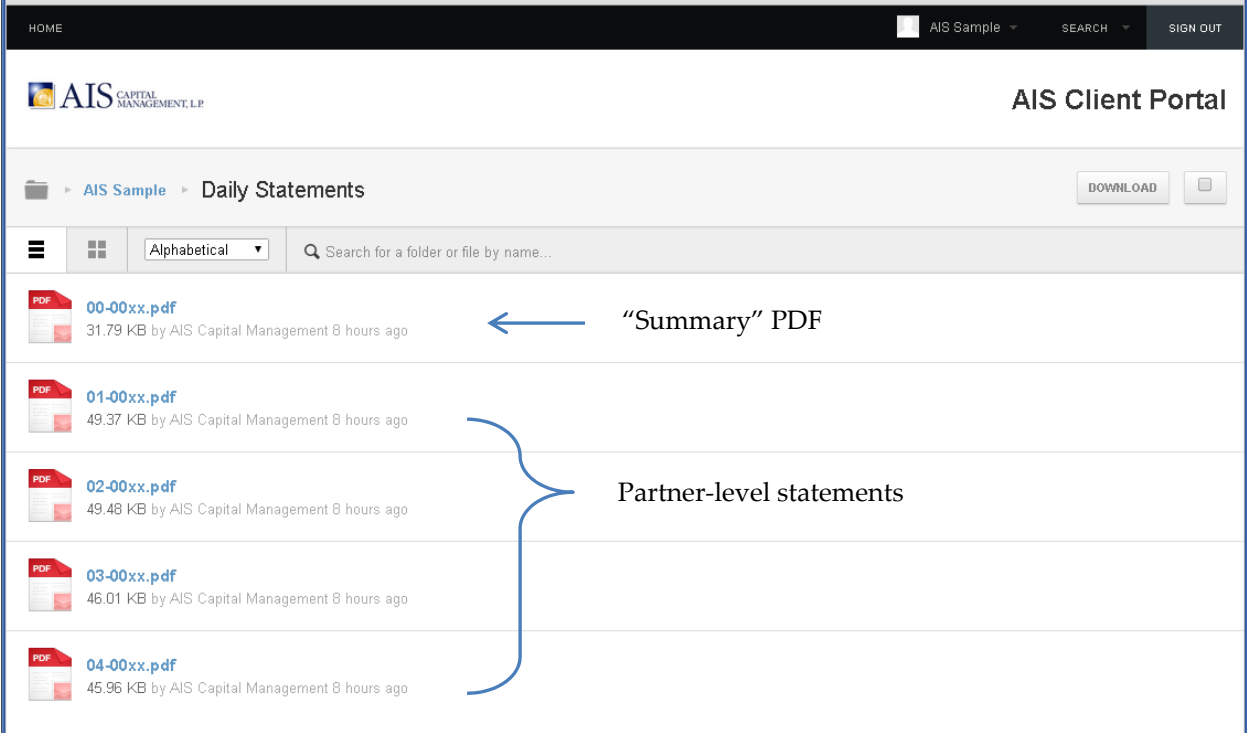


You may click on the folders below to navigate into them to see their contents. The third folder contains three additional subfolders:



By clicking into the subfolders, you may obtain “Daily Statements,” “Monthly Statements,” and “Schedule K-1s” for your current investments, all in viewable, printable, and downloadable PDF format. Please click on the “PDF” icons to view, print, or download these documents.

We have named these PDF files according to the partner number for each relevant investment. In the “Daily” and “Monthly Statements” folders, for those clients with more than one AIS fund investment, you will find a “Summary” file marked with a starting “00.”



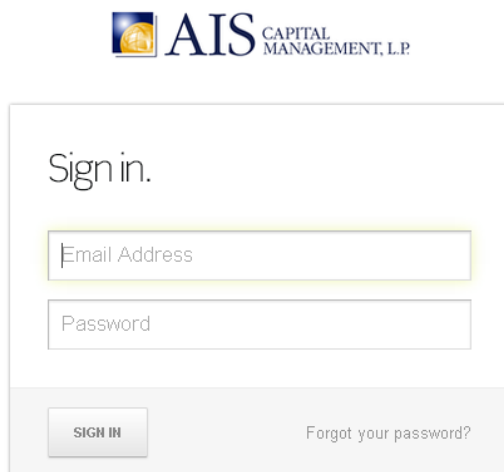
When you have completed your session in the AIS Client Portal, please be sure to click the “Sign Out” button. We also recommend closing your browser after completing the “Sign Out” process.


Logging In Again After Registration

Login

Please click the (“Login”) button from www.aisgroup.com or navigate directly to clients.aisgroup.com. You may wish to “bookmark” this second page or make it a “favorite” within your Web browser for quick access.

Please enter your username and password at the subsequent login for the AIS Client Portal:



 **AIS** CAPITAL
MANAGEMENT, L.P.

Sign in.

Email Address

Password

SIGN IN [Forgot your password?](#)

Please note the “Forgot your password?” link in the screenshot above. This link allows you to reset your password at any time in the event that you have misplaced that information.